



## Instructions of Use

# Stand Assist Standard with Loops

### REPLACEMENT SLING RANGE

Reference: **SAS(L)- IOU**

Product Codes: **M921519**

Revision: **13.11.2023.**

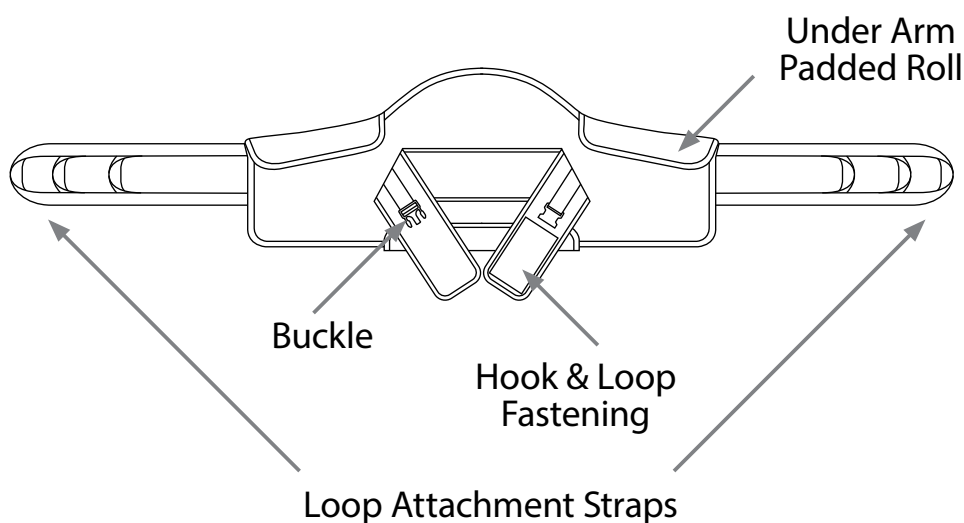
Copyright & Design Rights: **Silvalea.**



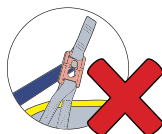
## WARNING

Do NOT use clip sling attachments on a loop type spreader bar and Do NOT use loop sling attachments on a stud type spreader bar.

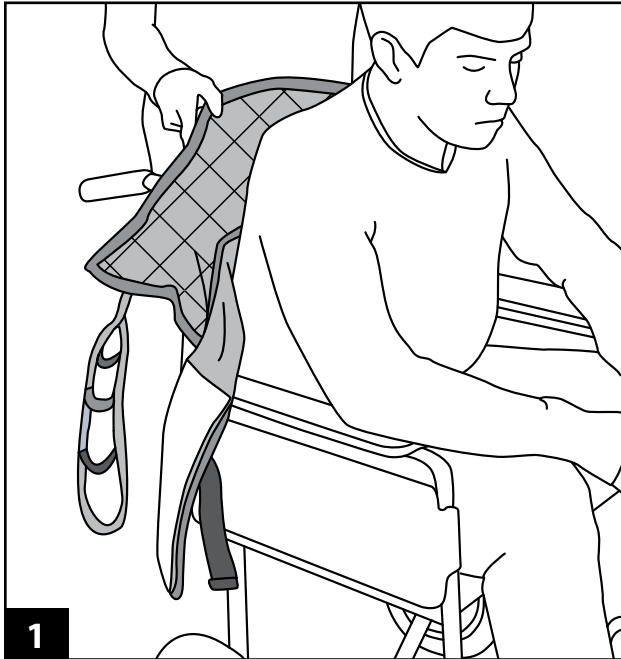
### LOOPS



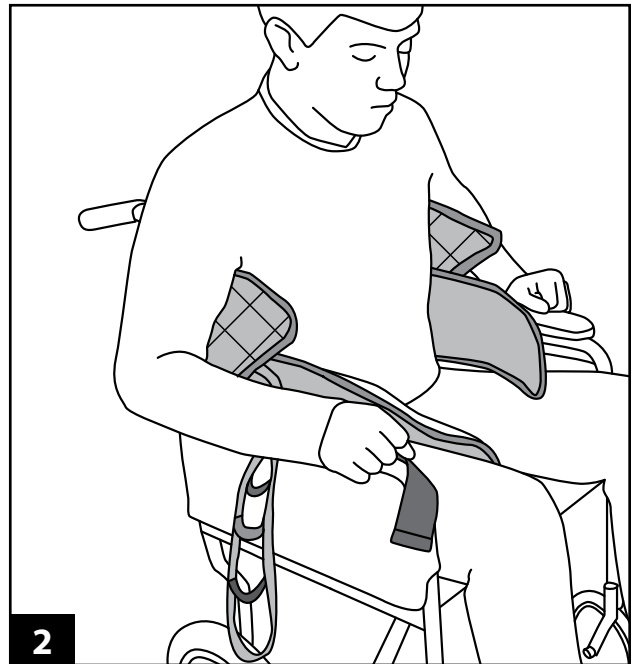
**WARNING: Only use with suitable LOOP lift:**



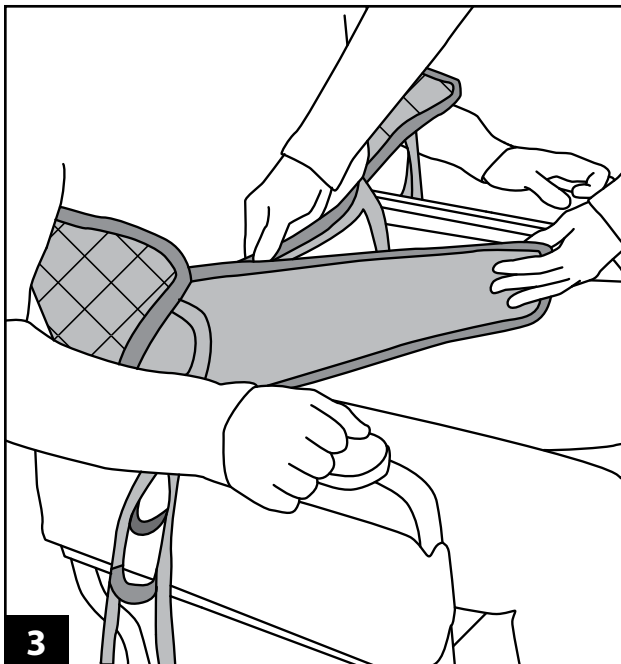
## Sling Application:



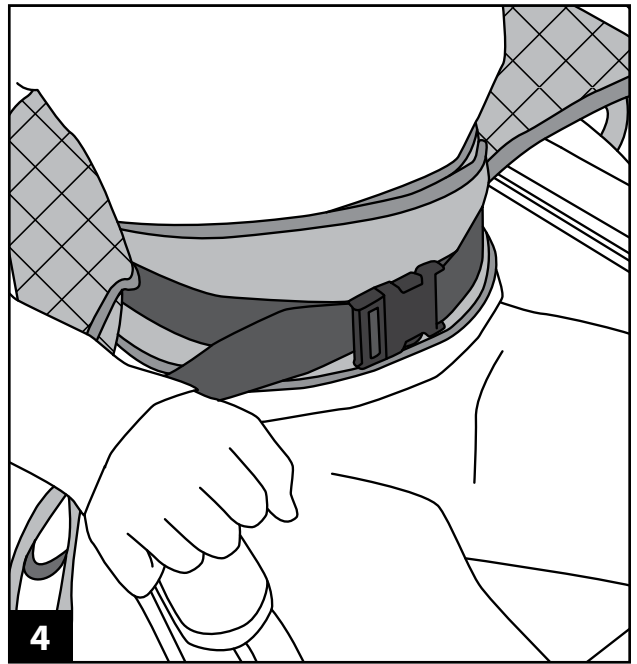
Open chest support and place the sling around the back of the patient.



Take the patient's arms and place them over the sling.

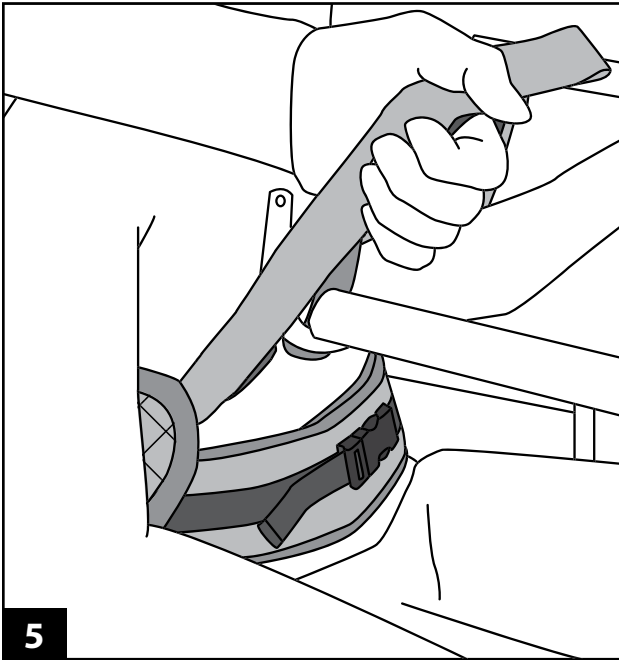


Fasten the hook & loop chest support around the patient's chest (for a women this should be just under the bust).



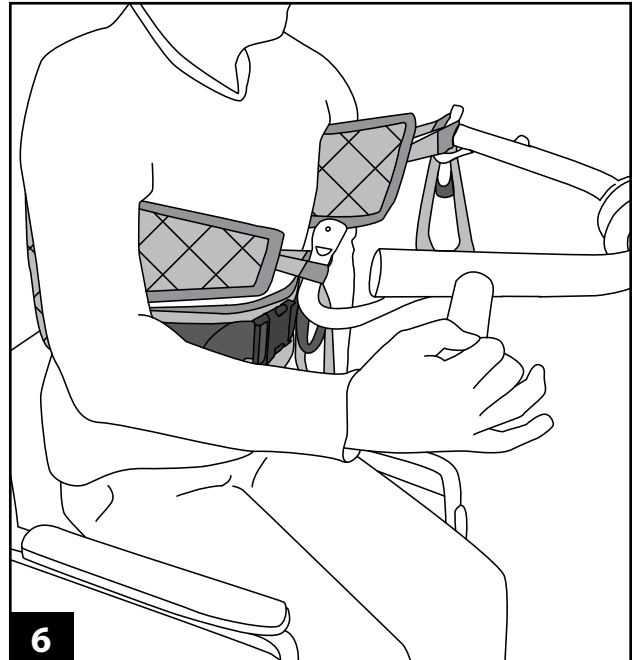
Fasten the chest support buckle(s) and tighten appropriately.

## Sling Application Continued:



Attach the corresponding loop straps to the fixings on each side of the stand aid.

When securing the loops always double check that the loops are secure on the fixings before commencing transfer.



Once you are happy that the sling is securely attached to the lift and is the correct size and fit for your patient the transfer can begin.

Once the patient has been raised slightly check and tighten buckle(s) on chest support, if necessary.



## General Instructions: WARNING

**Do not attempt to transfer the patient until all appropriate sling attachments are secured to the lift spreader bar and you are satisfied that the sling is the correct style, size and fit for the patient.**

Correct sizing of a sling is important as a sling that is too large could cause the patient to slip through the aperture.

While every attempt is made to instruct a safe move you must conform to the current moving and handling procedures/regulations. If in any doubt, consult your Moving and Handling Advisor.

## Service Label & Sling Checks:

All products shall be checked each time they are used for any signs of deterioration.

The service label is a visual guide to the product's check. Please conduct a thorough sling check in line with current safety requirements in your country. If in doubt consult your distributor for current sling checking protocols.

**A risk assessment must be carried out to ensure that the correct size and style of sling has been met before use.**

### Pre-use sling check list:

- braiding/straps for deterioration and fraying
- material for holes/snagging
- compatibility with the lift
- safe working load of both the lift and sling/product (if applicable)
- label is legible

**Remove from use immediately if there are any signs of deterioration to the sling or straps or the label is illegible.**

## Washing Guidelines:

- Follow laundry temperatures for washing and drying detailed on the product label. Please note: temperatures advised are MAXIMUM washing temperatures.
- Always ensure that all Hook & Loop fastenings are fully closed before washing.
- All products shall be laundered using non- biological detergents.
- DO NOT IRON

## Product Care:

- Ensure that any Hook & Loop fastenings are closed when not in use. This will prevent unnecessary snagging of the sling material and prevent clogging of the Hook & Loop.
- Launder regularly.
- Store products in a suitable dry clean place.
- Silvalea will accept no liability for any additions/ adaptations made to our products that have NOT been carried out by ourselves. Doing so may cause serious injury or death to the patient.

## Drying Guidelines:

- Follow the recommended drying temperatures as stated on product label. Please note: temperatures advised are MAXIMUM drying temperatures.
- Overheating a textile product can cause deterioration in the material components.
- Do not place the product on a convactor heater or steam pipes.



**SWL 272kg/600lb/42st**

For sizing guides and images of this product please visit [www.silvaleaslings.com](http://www.silvaleaslings.com) and for further assistance, contact your Silvalea distributor



**Silvalea Ltd** a division of **Savaria**

Silverhills Buildings, Decoy Ind. Estate,  
Newton Abbot, Devon, TQ12 5LZ. UK



**MADE IN UK**

**Distributed in North America by Savaria ([savaria.com](http://savaria.com)) and the following Savaria divisions:**



**handicare**

[handicare.ca](http://handicare.ca) | [handicareusa.com](http://handicareusa.com)



[spanamerica.com](http://spanamerica.com) | Span Medical Products Canada



ADVENA Ltd. Tower Business Centre, 2nd Floor, Tower Street, Swatar, BKR 4013 Malta